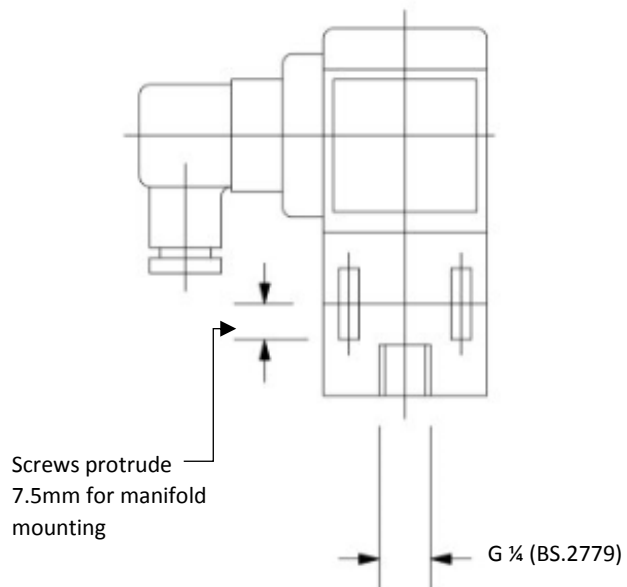
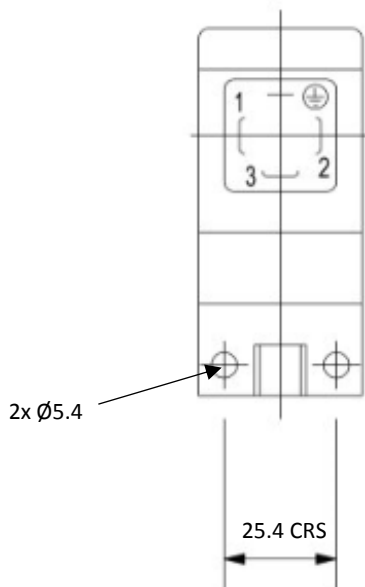
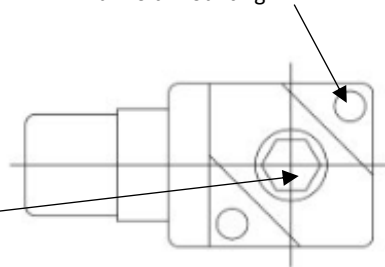




2x M5 Socket Head, Screws on 36.0 P.C.D for manifold mounting

Turn adjusting screw clockwise to lower set point anti-clockwise to rise set point use an 8.0mm A/F Key



Use Terminals 1 and 2 (or C or NC) for closed circuit below operating pressure. Use terminals 1 and 3 (OR C AND NO) for closed circuit and above operating pressure.